

# BMJ Open Reports of myocarditis and pericarditis following mRNA COVID-19 vaccination: a systematic review of spontaneously reported data from the UK, Europe and the USA and of the scientific literature

Samantha Lane <sup>1,2</sup>, Alison Yeomans <sup>1</sup>, Saad Shakir<sup>1,2</sup>

**To cite:** Lane S, Yeomans A, Shakir S. Reports of myocarditis and pericarditis following mRNA COVID-19 vaccination: a systematic review of spontaneously reported data from the UK, Europe and the USA and of the scientific literature. *BMJ Open* 2022;**12**:e059223. doi:10.1136/bmjopen-2021-059223

► Prepublication history for this paper is available online. To view these files, please visit the journal online (<http://dx.doi.org/10.1136/bmjopen-2021-059223>).

Received 16 November 2021  
Accepted 09 May 2022



© Author(s) (or their employer(s)) 2022. Re-use permitted under CC BY-NC. No commercial re-use. See rights and permissions. Published by BMJ.

<sup>1</sup>Drug Safety Research Unit, Southampton, UK

<sup>2</sup>University of Portsmouth, Portsmouth, UK

## Correspondence to

Dr Samantha Lane;  
[samantha.lane@dstru.org](mailto:samantha.lane@dstru.org)

## ABSTRACT

**Objectives** To combine spontaneously reported data from multiple countries to estimate reporting rate, and better understand risk factors for myocarditis and pericarditis following COVID-19 messenger RNA (mRNA) vaccines.

**Design** Systematic review of spontaneously reported data from UK, USA and European Union/European Economic Area (EU/EEA) and of the scientific literature.

**Data sources** UK Yellow Card scheme, Vaccine Adverse Event Reporting System (VAERS), EudraVigilance were searched from date of vaccine launch to 14 March 2022–16 March 2022. PubMed/MEDLINE and Embase were searched to 15 March 2022.

**Eligibility criteria** We included publicly available spontaneous reporting data for ‘Myocarditis’ and ‘Pericarditis’ from UK, USA and EU/EEA following COVID-19 mRNA vaccines. Pharmacoepidemiological observational studies investigating myocarditis/pericarditis following mRNA COVID-19 vaccines were included (no restrictions on language or date). Critical Appraisal Skills Programme tools assessed study quality.

**Data extraction and synthesis** Two researchers extracted data. Events of myocarditis and pericarditis were presented for each data source, stratified by vaccine, age, sex and dose (where available). Reporting rates were calculated for myocarditis and pericarditis for each population. For published pharmacoepidemiological studies, design, participant characteristics, and study results were tabulated.

**Results** Overall, 18 204 myocarditis and pericarditis events were submitted to the UK, USA and EU/EEA regulators during the study period. Males represented 62.24% (n=11 331) of myocarditis and pericarditis reports. In the UK and USA, most reports concerned vaccinees aged <40 years (59.7% and 47.3% of reported events, respectively); trends in age were less clear for EU/EEA. Reports were more frequent following a second dose (47.1% of reports, where data available). Reporting rates were consistent between the data sources. Thirty-two pharmacoepidemiological studies were included; results were consistent with our spontaneous report analyses.

## STRENGTHS AND LIMITATIONS OF THIS STUDY

- ⇒ This is the first study to bring together spontaneously reported data from the UK, USA and Europe on myocarditis and pericarditis following messenger RNA (mRNA) COVID-19 vaccines.
- ⇒ Results from this study provide evidence on the frequency of reported events of myocarditis and pericarditis following mRNA vaccines in different age groups, and by sex and vaccine dose; analyses of spontaneous reports were consolidated with results of published literature, identified by systematic review.
- ⇒ Results may have been influenced by biases including different vaccination policies in each region examined, and publicity on events of myocarditis and pericarditis following mRNA vaccines.
- ⇒ The study relied on outputs from spontaneous reporting systems in which the level of detail differed between the systems examined; furthermore, it is not possible to estimate incidence rates using spontaneous reports due to the lack of data on the exposed population, and there is no unvaccinated comparison group.
- ⇒ There is an urgent need for further pharmacoepidemiological studies to be conducted to provide more accurate estimates of the frequency, clinical course, long-term outcome, effects of treatment and impact on quality of life, to address many of the limitations of spontaneous reporting.

**Conclusions** Younger vaccinees more frequently report myocarditis and pericarditis following mRNA COVID-19 vaccines than older vaccinees. Results from published literature supported the results of our analyses.

## INTRODUCTION

Messenger RNA (mRNA)-based vaccines have been extensively used worldwide in the fight against COVID-19 that continues to pose a threat, with many countries initiating booster

campaigns, yet these are the first in their class of vaccines to be approved for use, and as such continued monitoring of their safety is required. In the 15 months since first approval mRNA-based vaccines have had several adverse reactions documented, including myocarditis and pericarditis. Signals of myocarditis and pericarditis were first identified in Israel where there had been 148 cases of myocarditis reported within 30 days of vaccination, with the majority of these cases (n=121) reported after the second dose.<sup>1</sup> Since the emergence of this signal, multiple countries have reported myocarditis and pericarditis following mRNA COVID-19 vaccines<sup>2</sup> and these events have been listed in the product information for both Pfizer-BioNTech (Comirnaty) and Moderna (Spikevax) mRNA COVID-19 vaccines.<sup>3-9</sup> The identification of this safety signal early in the vaccination programme indicated that young males were at higher risk of developing myocarditis or pericarditis, particularly after the second dose of either mRNA-based COVID-19 vaccine.<sup>2 10-12</sup> Myocarditis and pericarditis events following COVID-19 mRNA vaccines occur very rarely at a frequency of 10–20 events per 100 000,<sup>13 14</sup> and the clinical course is typically mild with most cases making a full recovery.<sup>15</sup>

Vaccination programmes around the world have differed in their roll-out and vaccine type used, with a general pattern that those most at risk of severe COVID-19 complications were prioritised for vaccination, followed by healthy adults and then children; in all these groups mRNA vaccines have been approved and used alongside adenovirus vector vaccines and inactivated virus vaccines around the world.<sup>4-9 16 17</sup> Waves of COVID-19 infections in different countries also altered the speed of vaccine roll-out and the time interval between vaccine doses, thus interpretation of the data from several countries may reveal risk factors for myocarditis and pericarditis following exposure to COVID-19 mRNA vaccines. Here, we collate spontaneous reports of myocarditis and pericarditis following COVID-19 vaccination, with a systematic review of the literature, to capture and interpret the evidence to date.

## METHODS

### Data sources

The data sources were spontaneous reporting system outputs of the UK Yellow Card scheme, the US Vaccine Adverse Event Reporting System (VAERS) via the Centers for Disease Control and Prevention (CDC) Wonder online tool, and the European Union/European Economic Area (EU/EEA) EudraVigilance system were used to estimate the frequency of reported cases of myocarditis and pericarditis following COVID-19 Vaccine Pfizer/BioNTech (Comirnaty) and COVID-19 Vaccine Moderna (Spikevax).<sup>18-20</sup> These systems collect unsolicited suspected adverse events to vaccines and medications from healthcare professionals and consumers. The process of spontaneous reporting requires suspected association with the mRNA vaccine to the event by the

reporting individual. For reports following an mRNA COVID-19 vaccine, all reports coded 'myocarditis' and 'pericarditis' which had been spontaneously reported to these systems between the date of vaccine launch and the datalock point were counted. Cases were stratified by age, sex and vaccine dose where these data were available.

The datalock point (defined as the date that searches were ran in the database) was 14 March 2022 for VAERS and EudraVigilance, and 16 March 2022 for the Yellow Card scheme. Data from the Yellow Card scheme are released weekly, with data up to 16 March 2022 the closest release to 14 March 2022 datalock point used for VAERS and EudraVigilance.

The number of vaccinated individuals per vaccine brand in the UK, USA and EU/EEA were obtained from the websites of the MHRA, the CDC in the USA, and the European Centre for Disease Prevention and Control up to the date closest to the datalock point for ADR spontaneous reports.<sup>11 21 22</sup> Reporting rates of myocarditis and pericarditis per million vaccines administered were calculated for those who had received at least one dose of each vaccine brand.

### Literature review

A systematic literature review was conducted using PubMed/Medline and Embase literature databases. No review protocol was prepared.

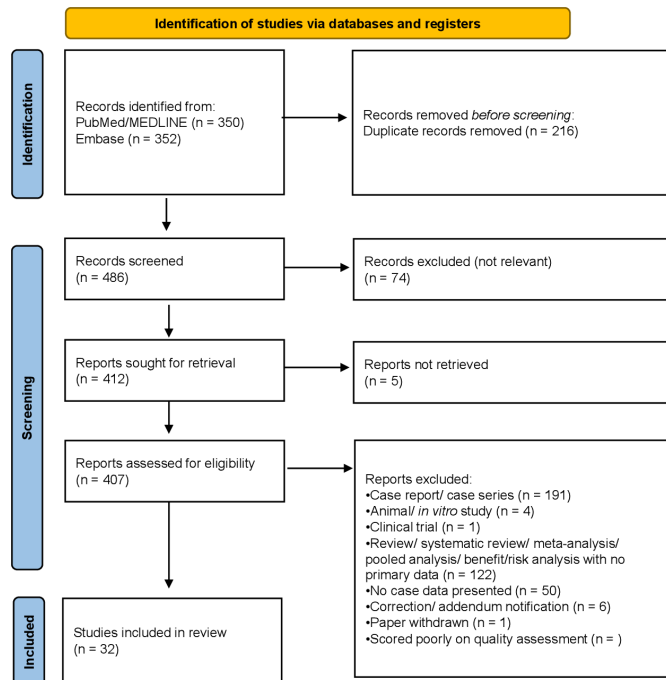
The datalock point was 15 March 2022. Studies were included if they were observational in design (excluding case reports and case series), and involved at least one patient who experienced myocarditis, pericarditis or myopericarditis following any mRNA COVID-19 vaccine (any case definition was accepted). Preprint manuscripts were included if no peer-reviewed version was available. Studies of other designs and studies investigating other vaccines were excluded. Studies investigating cardiac effects of SARS-CoV-2 infection were excluded. No restrictions on language or date were applied.

The search terms used were:

(myocarditis OR pericarditis OR myopericarditis) AND (COVID-19) AND (vaccine)

Data were extracted for study design, study period, vaccine of interest, population, number of cases of myocarditis or pericarditis, and where specified the percentage of cases who were male, age, and the vaccine dose after which the event occurred. Two reviewers extracted data. These data were tabulated.

Study quality was assessed by two reviewers, using the relevant Critical Appraisal Skills Programme (CASP) tool.<sup>23</sup> Each checklist covers a different study design and contains a series of questions to allow systematic appraisal of the validity, results and usefulness of results of each publication. All publications were evaluated using the appropriate CASP checklist, and all were deemed acceptable for inclusion in this systematic review.



**Figure 1** Flow chart detailing inclusion of studies for systematic review literature searches were carried out in PubMed/MEDLINE and simultaneously in Embase. The identified records were deduplicated prior to screening to remove duplicate publications. Records were then screened to remove literature that did not meet the search criteria and eligibility was assessed prior to inclusion into the literature review.

**Patient and public involvement**

Patients and the public were not consulted during this study.

**RESULTS**

**Systematic review of the literature identified 32 observational studies**

In order to collate information specific to address the issue identification of characteristics of myocarditis and pericarditis following COVID-19 mRNA vaccines a detailed review of the literature was carried out, using the search terms specified in the materials of methods (section 2.1). Initially 702 records were identified, following deduplication, assessment for eligibility and quality 32 studies were included in our analysis (figure 1). The information extracted in these studies has been assessed alongside the evidence from spontaneous reporting systems, below.

**Myocarditis and pericarditis occur very rarely following COVID-19 mRNA vaccines**

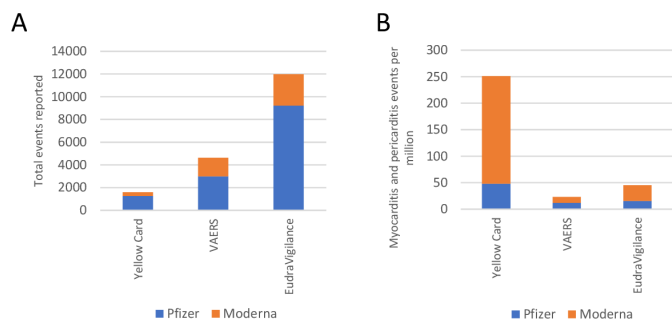
Overall, across the three spontaneous reporting databases examined covering the UK, USA and EU/EEA populations, there were a total of 18 204 events of myocarditis and pericarditis submitted to the regulators.

From the UK’s MHRA Yellow Card scheme, 1260 reports were following Comirnaty administration, and 325 reports were following Spikevax (table 1; figure 2A). As of 16 March 2022, it was estimated that 26.2million first doses and 23.6million second doses of Comirnaty had been administered in the UK.<sup>11</sup> Therefore, there were approximately 48.09 cases of myocarditis and pericarditis per million vaccinees who had received at least one dose of Comirnaty (figure 2B). To the same date, approximately 1.6million first doses and 1.5million second doses of Spikevax had also been administered.<sup>11</sup> Of those who had received at least one dose of Spikevax in the UK, 203.13 cases of myocarditis and pericarditis had been reported per million vaccinated (figure 2B).

The US VAERS system contains 2986 reported events following Comirnaty and 1640 events following Spikevax

**Table 1** Reports of myocarditis and pericarditis submitted to Yellow Card scheme, by age and sex Datalock point 16 March 2022

	Comirnaty		Spikevax		Total	
	n	%	n	%	n	%
Age group (years)						
<18 years	70	5.68	0	0.00	70	4.50
18–29 years	372	30.19	114	35.19	486	31.23
30–39 years	299	24.27	92	28.40	391	25.13
40–49 years	137	11.12	48	14.81	185	11.89
50–59 years	92	7.47	22	6.79	114	7.33
60+ years	146	11.85	15	4.63	161	10.35
Age not specified	144	11.69	34	10.49	178	11.44
Sex						
Female	492	39.94	109	33.64	601	38.62
Male	731	59.33	206	63.58	937	60.22
Sex not specified	37	3.00	10	3.09	47	3.02
<b>Total</b>	<b>1260</b>	<b>100.00</b>	<b>325</b>	<b>100.00</b>	<b>1585</b>	<b>100.00</b>



**Figure 2** Event counts and reporting rates of myocarditis and pericarditis in the UK, US and EU. (A) Events of myocarditis and pericarditis reported to the yellow card scheme (UK), Vaccine Adverse Event Reporting System (VAERS; US) and EudraVigilance (EU) reporting systems following any dose of COVID-19 mRNA vaccines separated by vaccine manufacturer combined to give total counts. (B) Reporting rates of myocarditis and pericarditis following any dose of COVID-19 mRNA vaccine separated by vaccine manufacturer and reporting region. EU, European Union; mRNA, messenger RNA.

(table 2; figure 2A). In the USA, there had been 124.12 million vaccinees who had been fully vaccinated with Comirnaty<sup>21</sup> giving a reporting rate of 14.70 cases of myocarditis and 9.36 cases of pericarditis per million fully vaccinated individuals, combined to 12.03 cases of myocarditis and pericarditis per million fully vaccinated with Comirnaty (figure 2B). There had been 75.57 million people fully vaccinated with Spikevax,<sup>21</sup> therefore, there were 12.35 cases of myocarditis reported per million fully vaccinated Spikevax recipients and 9.36 cases of pericarditis per million fully vaccinated Spikevax recipients, combined giving a reporting rate of both myocarditis and pericarditis as 10.86 per million Spikevax vaccinees (figure 2B).

The EudraVigilance database contained the highest total reports of events with 9211 events reported following Comirnaty and 2786 following Spikevax (table 3; figure 2A). There had been approximately 296.05 million vaccinees who had received at least one dose of Comirnaty in the EU/EEA.<sup>22</sup> Therefore, the reporting rates were calculated as 14.50 reports of myocarditis and 16.61 reports of pericarditis per million Comirnaty recipients, giving a combined reporting rate of 15.56 cases of myocarditis and pericarditis per million people who received at least one dose of Comirnaty (figure 2B). For Spikevax, there had been approximately 46.56 million first doses of Spikevax administered in the EU and EEA.<sup>22</sup> Thus, reporting rates in the EU/EEA are currently 28.01 reports of myocarditis and 31.83 reports of pericarditis per million vaccinees, giving a combined reporting rate of 29.92 per million Spikevax recipients (figure 2B).

In total, there were 13 573 events of myocarditis and/or pericarditis reported in the observational studies identified by systematic review of the literature.

While reporting rates for myocarditis and pericarditis have differed between the spontaneous reporting

databases, overall, they demonstrate that these events are very rare (defined as occurring at a rate of <1 in 10 000).<sup>24</sup>

### Fatalities following myocarditis and pericarditis after COVID-19 mRNA vaccines

There have been cases of myocarditis and pericarditis with a fatal outcome reported to spontaneous reporting systems and in the literature. There were four fatalities in the UK (0.25% of all spontaneous reports), 62 in the USA (1.3% of all reports) and 56 in the EU/EEA (0.6% of all reports). Where age of fatal cases was reported (EudraVigilance and VAERS databases only), 85.83% (n=103) of fatal cases overall were aged 18 years or older. Five cases (4.17%) were aged under 18 years; all were myocarditis events (6.41% of all fatal myocarditis events reported). Ten per cent of fatal cases had age unspecified. All fatal cases of pericarditis reported to EudraVigilance and VAERS were aged 18 years or older.

Fatal cases were reported in five of the 32 included studies identified by systematic literature review (table 4).<sup>25–29</sup> Overall, 0.22% (n=30) of 13 571 myocarditis or pericarditis events reported in the literature had a fatal outcome (range 0.41%–45.85%; table 4). Characteristics of fatal cases were specified in one study.<sup>25</sup> In this study, results indicated that fatal cases of myocarditis and pericarditis occurred in the adult population. There were 15 fatal myocarditis events (median age 60 (IQR 56–78) years), 5 fatal pericarditis events (median age 71 (IQR 67–77) years) and 2 fatal myopericarditis events (aged 55 and 83 years).

### Young males are more likely to suffer myocarditis and pericarditis following COVID-19 mRNA vaccination

To confirm the early evidence that young males were most susceptible to the adverse reaction of myocarditis and pericarditis,<sup>1</sup> we compared spontaneous reporting and the literature up until 16 March 2022 to determine whether this signal has been maintained since initially identified. Of the myocarditis and pericarditis events reported to the Yellow Card scheme, 60.92% were from males with a trend towards increased frequency in younger age groups (table 1; figure 3A). This trend of more frequent reporting from males was similar across the three regions assessed, with 72.92% in the USA and 60.75% in the EU/EEA (figure 3A), as well as similar reporting trends between the vaccine types (figure 3B).

Most reports of myocarditis in the USA were from vaccinees aged 18–39 years (n=1303, 47.3% of 2757 reports), while in the EU 79.2% (n=4431) of reports of myocarditis were from people aged 18–64 years (table 3). In the USA, 59.39% of pericarditis events were reported from males (table 2) and the age distribution of those who reported pericarditis was wide, covering many age categories (table 2). In the EU, 50.43% of the reported pericarditis events occurred in males (table 3). The trend in age was less distinct, with children (3–11 years) and the elderly (aged older than 85 years) populations

**Table 2** Myocarditis and pericarditis events reported to Vaccine Adverse Event Reporting System (VAERS) overall Datalock point 14 March 2022

Age group	Myocarditis						Pericarditis					
	Male		Female		Total		Male		Female		Total	
	n	%	n	%	n	%	n	%	n	%	n	%
Comirnaty (PfizerBioNTech)												
<6 months	0	0.00	0	0.00	0	0.00	0	0.00	1	0.23	0	0.00
3–5 years	2	0.15	0	0.00	2	0.11	1	0.14	0	0.00	0	0.00
6–17 years	525	38.80	67	15.44	594	32.57	145	20.14	23	5.32	1	10.00
18–29 years	404	29.86	102	23.50	507	27.80	217	30.14	51	11.81	0	0.00
30–39 years	157	11.60	69	15.90	228	12.50	116	16.11	78	18.06	0	0.00
40–49 years	68	5.03	59	13.59	127	6.96	56	7.78	83	19.21	0	0.00
50–59 years	41	3.03	56	12.90	97	5.32	64	8.89	73	16.90	0	0.00
60–64 years	13	0.96	21	4.84	36	1.97	20	2.78	43	9.95	0	0.00
65–79 years	52	3.84	31	7.14	85	4.66	67	9.31	50	11.57	2	20.00
80+ years	5	0.37	4	0.92	9	0.49	12	1.67	9	2.08	0	0.00
Not specified	86	6.36	25	5.76	28	75.68	139	7.62	22	3.06	21	4.86
Total	1353	100.00	434	100.00	37	100.00	1824	100.00	720	100.00	432	100.00
Spikevax (Moderna)												
<6 months	0	0.00	0	0.00	0	0.00	0	0.00	0	0.00	0	0.00
3–5 years	0	0.00	0	0.00	0	0.00	0	0.00	0	0.00	0	0.00
6–17 years	5	0.78	1	0.37	2	10.53	8	0.86	1	0.26	0	0.00
18–29 years	317	49.15	64	23.79	1	5.26	382	40.94	130	33.33	62	20.39
30–39 years	135	20.93	51	18.96	0	0.00	186	19.94	59	15.13	38	12.50
40–49 years	62	9.61	51	18.96	0	0.00	113	12.11	57	14.62	54	17.76
50–59 years	41	6.36	37	13.75	1	5.26	79	8.47	52	13.33	52	17.11
60–64 years	15	2.33	24	8.92	0	0.00	39	4.18	24	6.15	31	10.20
65–79 years	29	4.50	35	13.01	0	0.00	64	6.86	54	13.85	53	17.43
80+ years	5	0.78	4	1.49	0	0.00	9	0.96	6	1.54	11	3.62
Not Specified	36	5.58	2	0.74	15	78.95	53	5.68	7	1.79	3	0.99
Total	645	100.00	269	100.00	19	100.00	933	100.00	390	100.00	304	100.00
Overall (both mRNA vaccines)												
<6 months	0	0.00	0	0.00	0	0.00	0	0.00	0	0.00	1	0.14
3–5 years	2	0.10	0	0.00	2	0.07	1	0.09	0	0.00	0	0.00
6–17 years	530	26.53	68	9.67	4	7.14	602	21.84	146	13.15	23	3.13
Total	707	100.00	269	100.00	19	100.00	933	100.00	390	100.00	13	100.00

Continued



**Table 2** Continued

Age group	Myocarditis						Pericarditis									
	Male		Female		Total		Male		Female		Total					
	n	%	n	%	n	%	n	%	n	%	n	%				
18–29 years	721	36.09	166	23.61	2	3.57	889	32.25	347	31.26	113	15.35	0	0.00	460	24.61
30–39 years	292	14.61	120	17.07	2	3.57	414	15.02	175	15.77	116	15.76	1	4.35	292	15.62
40–49 years	130	6.51	110	15.65	0	0.00	240	8.71	113	10.18	137	18.61	0	0.00	250	13.38
50–59 years	82	4.10	93	13.23	1	1.79	176	6.38	116	10.45	125	16.98	0	0.00	241	12.89
60–64 years	28	1.40	45	6.40	2	3.57	75	2.72	44	3.96	74	10.05	1	4.35	119	6.37
65–79 years	81	4.05	66	9.39	2	3.57	149	5.40	121	10.90	103	13.99	4	17.39	228	12.20
80+ years	10	0.50	8	1.14	0	0.00	18	0.65	18	1.62	20	2.72	0	0.00	38	2.03
Not specified	122	6.11	27	3.84	43	76.79	192	6.96	29	2.61	24	3.26	16	69.57	69	3.69
Total	1998	100.00	703	100.00	56	100.00	2757	100.00	1110	100.00	736	100.00	23	100.00	1869	100.00
Grand total	1998	72.47	703	25.50	56	2.03	2757	100.00	1110	59.39	736	39.38	23	1.23	1869	100.00

Percentages per age group are presented.  
mRNA, messenger RNA.

accounting for 35.7% and 43.97% of reported cases, respectively (table 3).

Analysis of the literature determined that on average 60.31% of myocarditis and/or pericarditis events following COVID-19 mRNA vaccines occurred in males (range 50.00%–100.00%). Results of these studies indicate that the incidence for myocarditis and pericarditis was higher for males than for females. Due to differences in study design it was not possible to determine the age group most susceptible to myocarditis and pericarditis from the literature as some studies were focused on adults only or children only meaning appropriate comparisons could not be carried out.

### Most myocarditis and pericarditis events are reported following the second mRNA vaccine dose

Analysis of data following booster programme roll out has enabled detailed analysis into the frequency of reports following each dose of a COVID-19 mRNA vaccine. Data for the USA are stratified by dose and demonstrates that the majority of reported myocarditis and pericarditis events occurred following the second dose (figure 4A,B). For Comirnaty, of the total 1824 myocarditis events reported to VAERS, 956 (52.41%) followed the second dose, while 383 (21.00%) were reported after a single dose of the vaccine (table 5). Similarly, 45.78% of pericarditis events were reported to VAERS following two doses of Comirnaty (n=532 of 1162 reported events where vaccine dose was specified; table 5). For Spikevax, 384 of 933 (41.16%) reported events of myocarditis and 305 of the 707 (43.14%) reported events of pericarditis occurred following two doses of the vaccine (table 6). Approximately 10% of myocarditis and pericarditis events had been reported following a third dose for both vaccines up to 14 March 2022 (tables 5 and 6).

This data are in agreement with other studies where 64.72% (range 25.00% and 91.78%) of myocarditis and pericarditis events occurred following the second vaccine dose (table 4).

### DISCUSSION

There have been a small number of reports of myocarditis and pericarditis following exposure to mRNA COVID-19 vaccines in each database examined, considering the number of people who have received a COVID-19 vaccine in each region. In all spontaneous reporting systems and for both mRNA vaccines, the reporting rate of myocarditis was higher than that of pericarditis. This may be true, or it may also reflect that the diagnosis of myocarditis is relatively more straightforward. In the UK and EU/EEA, reporting rates of myocarditis and pericarditis were higher following Spikevax compared with those for Comirnaty. However, this was not observed for the USA. A full dose of Spikevax used for first and second doses contains 100 µg of mRNA nucleotides, whereas a full dose of Comirnaty contains 30 µg of the mRNA material.<sup>4 5</sup> This is one possible reason for the higher reporting rate

**Table 3** Myocarditis and pericarditis events reported to EudraVigilance for the European Economic Area Datalock point 14 March 2022

Age group	Myocarditis																										
	Myocarditis						Pericarditis																				
	Male			Female			Sex not specified			Male			Female			Sex not specified											
n	%		n	%		n	%		n	%		n	%		n	%		n	%		n	%		Total	N	%	
Comirnaty (Pfizer/BioNTech)																											
2 months–2 years	0	0.00	0	0.00	0	0.00	0	0.00	0	0.00	0	0.00	67	63.81	38	36.19	0	0.00	0	0.00	0	0.00	0	0.00	105	100.00	
3–11 years	4	66.67	2	33.33	0	0.00	0	0.00	6	100.00	798	48.33	848	51.36	5	0.30	1651	100.00									
12–17 years	507	86.82	72	12.33	5	0.86	584	100.00	164	56.75	125	43.25	0	0.00	289	100.00											
18–64 years	2302	70.16	956	29.14	23	0.70	3281	100.00	307	46.30	351	52.94	5	0.75	663	100.00											
65–85 years	130	50.58	125	48.64	2	0.78	257	100.00	54	46.55	62	53.45	0	0.00	116	100.00											
85+ years	12	52.17	11	47.83	0	0.00	23	100.00	1042	50.27	1026	49.49	5	0.24	2073	100.00											
Not specified	86	60.56	39	27.46	17	11.97	142	100.00	8	38.10	11	52.38	2	9.52	21	100.00											
Total	3041	70.84	1205	28.07	47	1.09	4293	100.00	2440	49.61	2461	50.04	17	0.35	4918	100.00											
Spikevax (Moderna)																											
2 months–2 years	0	0.00	0	0.00	0	0.00	0	0.00	8	0.00	4	0.00	4	0.00	0	0.00	12	100.00									
3–11 years	0	0.00	0	0.00	0	0.00	0	0.00	343	0.00	287	0.00	5	0.79	635	100.00											
12–17 years	69	92.00	6	8.00	0	0.00	75	100.00	39	0.00	45	0.00	0	0.00	84	100.00											
18–64 years	913	79.39	231	20.09	6	0.52	1150	100.00	0	0.00	2	100.00	0	0.00	2	100.00											
65–85 years	27	48.21	29	51.79	0	0.00	56	100.00	4	50.00	4	50.00	0	0.00	8	100.00											
85+ years	1	33.33	2	66.67	0	0.00	3	100.00	394	53.17	342	46.15	5	0.67	741	100.00											
Not specified	11	55.00	7	35.00	2	10.00	20	100.00	0	0.00	0	0.00	0	0.00	0	–											
Total	1021	78.30	275	21.09	8	0.61	1304	100.00	788	53.17	684	46.15	10	0.67	1482	100.00											
Overall (both mRNA vaccines)																											
2 months–2 years	0	0.00	0	0.00	0	0.00	0	–	75	64.10	42	35.90	0	0.00	117	100.00											
3–11 years	4	66.67	2	33.33	0	0.00	6	100.00	1141	49.91	1135	49.65	10	0.44	2286	100.00											
12–17 years	576	87.41	78	11.84	5	0.76	659	100.00	203	54.42	170	45.58	0	0.00	373	100.00											
18–64 years	3215	72.56	1187	26.79	29	0.65	4431	100.00	307	46.17	353	53.08	5	0.75	665	100.00											
65–85 years	157	50.16	154	49.20	2	0.64	313	100.00	58	46.77	66	53.23	0	0.00	124	100.00											
85+ years	13	50.00	13	50.00	0	0.00	26	100.00	1436	51.03	1368	48.61	10	0.36	2814	100.00											
Not specified	97	59.88	46	28.40	19	11.73	162	100.00	8	38.10	11	52.38	2	9.52	21	100.00											
Total	4058	72.55	1480	26.46	55	0.98	5593	100.00	3228	50.44	3145	49.14	27	0.42	6400	100.00											

Percentages per age group are presented. mRNA, messenger RNA.



**Table 4** Results of studies identified by systematic review, including the number of events, fatal cases, sex and vaccine dose

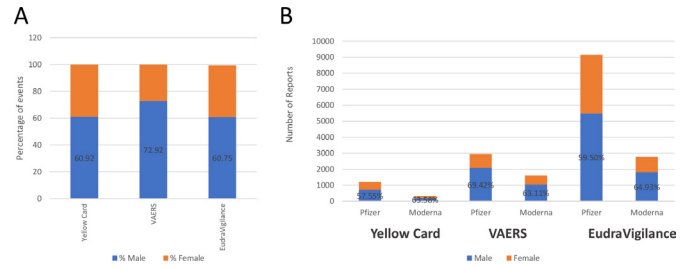
	Myocarditis		Myopericarditis		Pericarditis		Total cases		Fatal cases		Males (where specified)		Females (where specified)		Single dose		Two doses		Dose unspecified	
	n	%	n	%	n	%	n	%	n	%	n	%	n	%	n	%	N	%	n	%
1	21	43.75	27	56.25	0	0.00	48	100.00	NR	NR	NR	NR	NR	NR	NR	NR	NR	NR	NR	NR
2	1241	54.94	851	37.67	167	7.39	2259	100.00	22	45.83	1555	68.84	722	31.96	NR	NR	NR	NR	NR	NR
3	33	100.00	0	0.00	0	0.00	33	100.00	NR	NR	29	87.88	4	12.12	6	18.18	27	81.82	0	0
4	20	36.36	0	0.00	35	63.64	55	100.00	NR	NR	42	76.36	15	27.27	NR	NR	NR	NR	NR	NR
5	0	0.00	4	100.00	0	0.00	4	100.00	NR	NR	2	50	2	50	3	75	1	25	0	0
6	0	0.00	10	100.00	0	0.00	10	100.00	NR	NR	6	60	6	60	3	30	7	70	0	0
7	191	78.93	2	0.83	49	20.25	242	100.00	1	0.41	205	84.71	37	15.29	37	15.29	68	28.1	139	57.44
8	21	100.00	0	0.00	0	0.00	21	100.00	NR	NR	17	80.95	4	19.05	NR	NR	NR	NR	NR	NR
9	1226	100.00	0	0.00	0	0.00	1226	100.00	0	0.00	923	75.29	289	23.57	263	21.45	831	67.78	0	0
10	0	0.00	12	100.00	0	0.00	12	100.00	0	0.00	NR	NR	NR	NR	NR	NR	NR	NR	NR	NR
11	1579	59.77	0	0.00	1063	40.23	2642	100.00	NR	NR	1906	72.14	736	27.86	NR	NR	NR	NR	NR	NR
12	397	100.00	0	0.00	0	0.00	397	100.00	0	0.00	NR	NR	NR	NR	NR	NR	NR	NR	NR	NR
13	48	69.57	21	30.43	0	0.00	69	100.00	NR	NR	NR	NR	NR	NR	NR	NR	NR	NR	NR	NR
14	63	100.00	0	0.00	0	0.00	63	100.00	NR	NR	58	92.06	5	7.94	1	1.59	62	98.41	0	0
15	156	100.00	0	0.00	0	0.00	156	100.00	5	3.21	131	83.97	74	47.44	NR	NR	NR	NR	NR	NR
16	0	0.00	34	100.00	0	0.00	34	100.00	NR	NR	29	85.29	5	14.71	9	26.47	24	70.59	1	2.94
17	0	0.00	20	100.00	0	0.00	20	100.00	1	5.00	15	75	6	30	13	65	7	35	0	0
18	20	100.00	0	0.00	0	0.00	20	100.00	NR	NR	12	60	8	40	5	25	15	75	0	0
19	0	0.00	20	100.00	0	0.00	20	100.00	NR	NR	NR	NR	NR	NR	NR	NR	NR	NR	NR	NR
20	0	0.00	2038	100.00	0	0.00	2038	100.00	NR	NR	1474	72.33	535	26.25	NR	NR	NR	NR	NR	NR
21	43	100.00	0	0.00	0	0.00	43	100.00	NR	NR	38	88.37	5	11.63	7	16.28	36	83.72	0	0
22	182	100.00	0	0.00	0	0.00	182	100.00	1	0.55	NR	NR	NR	NR	0	0	142	78.02	40	21.98
23	0	0.00	12	80.00	3	20.00	15	100.00	0	0.00	13	86.67	2	13.33	8	53.33	7	46.67	0	0
24	4	100.00	0	0.00	0	0.00	4	100.00	0	0.00	4	100	0	0	2	50	2	50	0	0
25	1625	70.38	0	0.00	684	29.62	2309	100.00	0	0.00	1334	57.77	290	12.56	273	11.82	1265	54.79	0	0
26	158	54.11	0	0.00	134	45.89	292	100.00	NR	NR	173	59.25	119	40.75	153	52.4	139	47.6	0	0
27	0	0.00	1072	100.00	0	0.00	1072	100.00	NR	NR	NR	NR	NR	NR	NR	NR	NR	NR	NR	NR
28	15	100.00	0	0.00	0	0.00	15	100.00	NR	NR	15	100	0	0	2	13.33	13	86.67	0	0
29	146	100.00	0	0.00	0	0.00	146	100.00	NR	NR	126	86.3	20	13.7	12	8.22	134	91.78	0	0
30	38	100.00	0	0.00	0	0.00	38	100.00	NR	NR	NR	NR	NR	NR	8	21.05	30	78.95	0	0
31	54	100.00	0	0.00	0	0.00	54	100.00	NR	NR	51	94.44	3	5.56	17	31.48	37	68.52	0	0
32	14	41.18	11	32.35	9	26.47	34	100.00	0	0.00	28	82.35	6	17.65	15	44.12	19	55.88	0	0

Continued



**Table 4** Continued

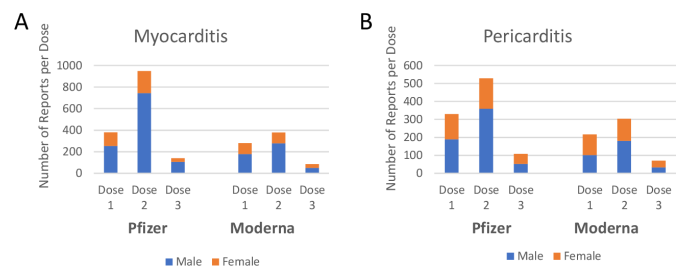
	Myocarditis		Myopericarditis		Pericarditis		Total cases		Fatal cases		Males (where specified)		Females (where specified)		Single dose		Two doses		Dose unspecified		
	n	%	n	%	n	%	n	%	n	%	n	%	n	%	n	%	n	%	n	%	
Total	7295	59.66	4134	32.42	2144	7.92	13573	100.00	30	4.58	8186	78.33	2893	22.86	837	29.00	2866	64.72	180	4.12	
Average (%)																					
NR, not reported.																					



**Figure 3** Myocarditis and pericarditis reports separated by gender. (A) Percentage of males and females experiencing myocarditis and pericarditis reported to each reporting system (Yellow Card, Vaccine Adverse Event Reporting System (VAERS) and EudraVigilance). Bars represent the total of all myocarditis and pericarditis reports to each system, separated by gender, where bars do not meet 100% indicates reports where gender was not specified. Values indicate the percentage of males experiencing these events. (B) Reports in each region were stratified by vaccine manufacturer as well as gender experiencing these events. Stacked bars represent the total number of reports, where gender was specified, from each region for each vaccine type. Values depict the percentage of males that experienced these events.

of myocarditis and pericarditis observed for Spikevax in the UK population. A half-dose of Spikevax is used for booster vaccination doses; this still contains more genetic material than Comirnaty.<sup>4</sup> Therefore, it will become increasingly important as more people receive third and subsequent booster doses of mRNA COVID-19 vaccines to monitor the frequency and severity of myocarditis and pericarditis following exposure to these vaccines.

The UK had the highest reporting rate for both myocarditis and pericarditis following mRNA vaccines, particularly for events following Spikevax. Reporting rates from the UK showed higher variability compared with those of the USA and EU/EEA; reporting rates were higher for myocarditis and pericarditis following Spikevax in the UK, compared with EU/EEA and USA reporting rates and incidence reported in the literature. This variability is potentially due to the fact that the UK MHRA Yellow Card scheme had the lowest number of spontaneous reports (figure 1A) as well as the lowest vaccination coverage for Spikevax leading to uncertainty and variability. Analysis



**Figure 4** Myocarditis and pericarditis events following COVID-19 mRNA vaccination separated by dose data from the Vaccine Adverse Event Reporting System (VAERS; US) reporting system was separated by reaction type; myocarditis (A) and pericarditis (B), vaccine manufacturer and by dose received. stacked bars represent the male and female reports of each condition according to the dose received.



**Table 5** Myocarditis and pericarditis events reported to VAERS following Pfizer/BioNTech COVID-19 vaccine (Comirnaty), by dose Datalog point 14 March 2022

Age group	Myocarditis												Pericarditis																																																	
	Male				Female				Sex not specified				Total				Male				Female				Sex not specified				Total																																	
	n	%	n	%	n	%	n	%	n	%	n	%	n	%	n	%	n	%	n	%	n	%	n	%	n	%	n	%	n	%	n	%																														
Dose 1																																																														
<6 months	0	0.00	0	0.00	0	0.00	0	0.00	0	0.00	0	0.00	0	0.00	0	0.00	0	0.00	0	0.00	0	0.00	0	0.00	0	0.00	0	0.00	0	0.00	0	0.00	0	0.00	0	0.00	0	0.00																								
3-5 years	0	0.00	0	0.00	0	0.00	0	0.00	0	0.00	0	0.00	0	0.00	0	0.00	1	0.53	0	0.00	0	0.00	0	0.00	0	0.00	1	0.30	0	0.00	0	0.00	0	0.00	1	0.30																										
6-17 years	95	37.55	13	10.24	0	0.00	108	28.20	28	14.81	10	7.09	0	0.00	38	11.48	69	27.27	23	18.11	0	0.00	92	24.02	56	29.63	21	14.89	0	0.00	77	23.26	0	0.00	0	0.00	77	23.26																								
18-29 years	37	14.62	28	22.05	1	33.33	66	17.23	38	20.11	26	18.44	0	0.00	64	19.34	15	5.93	18	14.17	0	0.00	33	8.62	12	6.35	23	16.31	0	0.00	35	10.57	8	3.16	19	14.96	0	0.00	27	7.05	21	11.11	27	19.15	0	0.00	48	14.50														
50-59 years	3	1.19	8	6.30	0	0.00	11	2.87	6	3.17	15	10.64	0	0.00	21	6.34	14	5.53	10	7.87	0	0.00	24	6.27	22	11.64	13	9.22	0	0.00	35	10.57	0	0.00	3	2.36	0	0.00	3	0.78	2	1.42	0	0.00	5	1.51																
80+ years	12	4.74	5	3.94	2	66.67	19	4.96	2	1.06	4	2.84	1	100.00	7	2.11	12	4.74	5	3.94	2	66.67	19	4.96	2	1.06	4	2.84	1	100.00	7	2.11	0	0.00	1	100.00	1	100.00	1	100.00	1	100.00	1	100.00	1	100.00	1	100.00	1	100.00												
Total	253	100.00	127	100.00	3	100.00	383	100.00	189	100.00	141	100.00	1	100.00	331	100.00																																														
Dose 2																																																														
<6 months	0	0.00	0	0.00	0	0.00	0	0.00	0	0.00	1	0.59	0	0.00	1	0.19	2	0.27	0	0.00	0	0.00	2	0.21	0	0.00	0	0.00	0	0.00	0	0.00	0	0.00	0	0.00	0	0.00	0	0.00	0	0.00	0	0.00	0	0.00	0	0.00														
3-5 years	305	40.99	37	18.05	1	14.29	343	35.88	83	23.12	11	6.51	0	0.00	94	17.67	210	28.23	47	22.93	1	14.29	258	26.99	105	29.25	15	8.88	0	0.00	120	22.56	84	11.29	34	16.59	0	0.00	118	12.34	62	17.27	32	18.93	0	0.00	94	17.67														
30-39 years	41	5.51	29	14.15	0	0.00	70	7.32	27	7.52	30	17.75	0	0.00	57	10.71	17	2.28	26	12.68	0	0.00	43	4.50	32	8.91	31	18.34	0	0.00	63	11.84	6	0.81	6	2.93	0	0.00	12	1.26	7	1.95	17	10.06	0	0.00	24	4.51														
65-79 years	21	2.82	14	6.83	0	0.00	35	3.66	28	7.80	19	11.24	1	25.00	48	9.02	3	0.40	0	0.00	0	0.00	3	0.31	6	1.67	3	1.78	0	0.00	9	1.69	55	7.39	12	5.85	5	71.43	72	7.53	9	2.51	10	5.92	3	75.00	22	4.14														
Not specified	744	100.00	205	100.00	7	100.00	956	100.00	359	100.00	169	100.00	4	100.00	532	100.00																																														
Dose 3																																																														
<6 months	0	0.00	0	0.00	0	0.00	0	0.00	0	0.00	0	0.00	0	0.00	0	0.00	0	0.00	0	0.00	0	0.00	0	0.00	0	0.00	0	0.00	0	0.00	0	0.00	0	0.00	0	0.00	0	0.00	0	0.00	0	0.00	0	0.00	0	0.00	0	0.00														
3-5 years	0	0.00	0	0.00	0	0.00	0	0.00	0	0.00	0	0.00	0	0.00	0	0.00	34	32.08	4	12.12	0	0.00	38	26.57	10	18.87	0	0.00	10	9.01	29	27.36	9	27.27	0	0.00	38	26.57	10	18.87	5	8.93	0	0.00	15	13.51	13	12.26	4	12.12	0	0.00	17	11.89	5	9.43	13	23.21	0	0.00	18	16.22
18-29 years	13	12.26	4	12.12	0	0.00	17	11.89	5	9.43	13	23.21	0	0.00	18	16.22																																														

Continued

**Table 5** Continued

Age group	Myocarditis						Pericarditis									
	Male		Female		Sex not specified		Total		Male		Female		Sex not specified		Total	
	n	%	n	%	n	%	N	%	n	%	n	%	N	%	N	%
40–49 years	2	1.89	5	15.15	0	0.00	7	4.90	7	13.21	17	30.36	0	0.00	24	21.62
50–59 years	7	6.60	4	12.12	0	0.00	11	7.69	4	7.55	7	12.50	0	0.00	11	9.91
60–64 years	2	1.89	3	9.09	0	0.00	5	3.50	1	1.89	6	10.71	0	0.00	7	6.31
65–79 years	12	11.32	3	9.09	2	50.00	17	11.89	11	20.75	5	8.93	1	50.00	17	15.32
80+ years	2	1.89	0	0.00	0	0.00	2	1.40	3	5.66	1	1.79	0	0.00	4	3.60
Not Specified	5	4.72	1	3.03	2	50.00	8	5.59	2	3.77	2	3.57	1	50.00	5	4.50
Total	106	100.00	33	100.00	4	100.00	143	100.00	53	100.00	56	100.00	2	100.00	111	100.00
Dose 4+																
60–64 years	0	0.00	0	0.00	0	0.00	0	0.00	0	0.00	2	100.00	0	0.00	2	100.00
Total	0	0.00	0	0.00	0	0.00	0	0.00	0	0.00	2	100.00	0	0.00	2	100.00
Unknown dose																
<6 months	0	0.00	0	0.00	0	0.00	0	0.00	0	0.00	0	0.00	0	0.00	0	0.00
3–5 years	0	0.00	0	0.00	0	0.00	0	0.00	0	0.00	0	0.00	0	0.00	0	0.00
6–17 years	91	36.40	13	18.84	1	4.35	105	30.70	24	20.17	2	3.13	1	25.00	27	14.44
18–29 years	96	38.40	23	33.33	0	0.00	119	34.80	46	38.66	10	15.63	0	0.00	56	29.95
30–39 years	23	9.20	3	4.35	1	4.35	27	7.89	11	9.24	7	10.94	0	0.00	18	9.63
40–49 years	10	4.00	7	10.14	0	0.00	17	4.97	10	8.40	13	20.31	0	0.00	23	12.30
50–59 years	9	3.60	7	10.14	0	0.00	16	4.68	7	5.88	8	12.50	0	0.00	15	8.02
60–64 years	2	0.80	4	5.80	2	8.70	8	2.34	6	5.04	3	4.69	0	0.00	9	4.81
65–79 years	5	2.00	4	5.80	0	0.00	9	2.63	6	5.04	13	20.31	1	25.00	20	10.70
80+ years	0	0.00	1	1.45	0	0.00	1	0.29	0	0.00	3	4.69	0	0.00	3	1.60
Not Specified	14	5.60	7	10.14	19	82.61	40	11.70	9	7.56	5	7.81	2	50.00	16	8.56
Total	250	100.00	69	100.00	23	100.00	342	100.00	119	100.00	64	100.00	4	100.00	187	100.00
Grand Total	1353		434		37		1824		720		432		11		1162	

Percentages per age group are presented.



**Table 6** Myocarditis and pericarditis events reported to VAERS following Moderna COVID-19 vaccine (Spikevax), by dose Datalog point 14 March 2022

Age group	Myocarditis						Pericarditis					
	Male		Female		Total		Male		Female		Total	
	n	%	n	%	n	%	n	%	n	%	n	%
Dose 1												
<6 months	0	0.00	0	0.00	0	0.00	0	0.00	0	0.00	0	0.00
3–5 Years	0	0.00	0	0.00	0	0.00	0	0.00	0	0.00	0	0.00
6–17 Years	1	0.56	0	0.00	1	0.35	0	0.00	0	0.00	0	0.00
18–29 Years	74	41.11	18	18.00	92	32.17	33	32.35	23	20.00	0	0.00
30–39 years	42	23.33	18	18.00	60	20.98	15	14.71	17	14.78	0	0.00
40–49 years	16	8.89	21	21.00	37	12.94	21	20.59	20	17.39	0	0.00
50–59 years	15	8.33	16	16.00	32	11.19	12	11.76	19	16.52	0	0.00
60–64 years	3	1.67	15	15.00	18	6.29	7	6.86	12	10.43	0	0.00
65–79 Years	10	5.56	11	11.00	21	7.34	11	10.78	16	13.91	2	40.00
80+ Years	2	1.11	1	1.00	3	1.05	0	0.00	5	4.35	0	0.00
Not specified	17	9.44	0	0.00	5	83.33	22	7.69	3	2.61	3	60.00
Total	180	100.00	100	100.00	6	100.00	286	100.00	102	100.00	115	100.00
Dose 2												
<6 months	0	0.00	0	0.00	0	0.00	0	0.00	0	0.00	0	0.00
3–5 Years	0	0.00	0	0.00	0	0.00	0	0.00	0	0.00	0	0.00
6–17 Years	2	0.72	0	0.00	2	0.52	1	0.55	0	0.00	0	0.00
18–29 Years	152	54.48	29	29.00	182	47.40	63	34.81	24	19.67	0	0.00
30–39 years	57	20.43	15	15.00	72	18.75	30	16.57	11	9.02	0	0.00
40–49 years	24	8.60	24	24.00	48	12.50	20	11.05	21	17.21	0	0.00
50–59 years	20	7.17	13	13.00	33	8.59	25	13.81	24	19.67	0	0.00
60–64 years	6	2.15	5	5.00	11	2.86	10	5.52	12	9.84	0	0.00
65–79 Years	13	4.66	12	12.00	25	6.51	26	14.36	26	21.31	0	0.00
80+ Years	1	0.36	1	1.00	2	0.52	4	2.21	4	3.28	0	0.00
Not specified	4	1.43	1	1.00	4	80.00	9	2.34	2	1.10	2	100.00
Total	279	100.00	100	100.00	5	100.00	384	100.00	181	100.00	122	100.00
Dose 3												
<6 months	0	0.00	0	0.00	0	0.00	0	0.00	0	0.00	0	0.00
3–5 Years	0	0.00	0	0.00	0	0.00	0	0.00	0	0.00	0	0.00
6–17 Years	1	1.96	0	0.00	1	1.16	0	0.00	0	0.00	0	0.00

Continued

Table 6 Continued

Age group	Myocarditis						Pericarditis									
	Male		Female		Sex not specified		Male		Female		Sex not specified		Total			
	n	%	n	%	n	%	n	%	n	%	n	%	n	%		
18–29 Years	29	56.86	8	22.86	0	0.00	37	43.02	10	29.41	6	16.22	0	0.00	16	22.54
30–39 years	9	17.65	10	28.57	0	0.00	19	22.09	4	11.76	7	18.92	0	0.00	11	15.49
40–49 years	6	11.76	4	11.43	0	0.00	10	11.63	5	14.71	8	21.62	0	0.00	13	18.31
50–59 years	2	3.92	4	11.43	0	0.00	6	6.98	7	20.59	5	13.51	0	0.00	12	16.90
60–64 years	1	1.96	2	5.71	0	0.00	3	3.49	1	2.94	3	8.11	0	0.00	4	5.63
65–79 Years	3	5.88	6	17.14	0	0.00	9	10.47	6	17.65	6	16.22	0	0.00	12	16.90
80+ Years	0	0.00	1	2.86	0	0.00	1	1.16	1	2.94	2	5.41	0	0.00	3	4.23
Not specified	0	0.00	0	0.00	0	0.00	0	0.00	0	0.00	0	0.00	0	0.00	0	0.00
Total	51	100.00	35	100.00	0	0.00	86	100.00	34	100.00	37	100.00	0	0.00	71	100.00
Dose 4+																
40–49 Years	0	0.00	1	100.00	0	0.00	1	100.00	0	0.00	0	0.00	0	0.00	0	0.00
Total	0	0.00	1	100.00	0	0.00	1	100.00	0	0.00	0	0.00	0	0.00	0	0.00
Unknown dose																
<6 months	0	0.00	0	0.00	0	0.00	0	0.00	0	0.00	0	0.00	0	0.00	0	0.00
3–5 Years	0	0.00	0	0.00	0	0.00	0	0.00	0	0.00	0	0.00	0	0.00	0	0.00
6–17 Years	1	0.74	1	3.03	2	25.00	4	2.27	0	0.00	0	0.00	0	0.00	0	0.00
18–29 Years	62	45.93	9	27.27	0	0.00	71	40.34	24	32.88	9	30.00	0	0.00	33	30.28
30–39 years	27	20.00	8	24.24	0	0.00	35	19.89	10	13.70	3	10.00	1	16.67	14	12.84
40–49 years	16	11.85	1	3.03	0	0.00	17	9.66	11	15.07	5	16.67	0	0.00	16	14.68
50–59 years	4	2.96	4	12.12	0	0.00	8	4.55	8	10.96	4	13.33	0	0.00	12	11.01
60–64 years	5	3.70	2	6.06	0	0.00	7	3.98	6	8.22	4	13.33	1	16.67	11	10.09
65–79 Years	3	2.22	6	18.18	0	0.00	9	5.11	11	15.07	5	16.67	0	0.00	16	14.68
80+ Years	2	1.48	1	3.03	0	0.00	3	1.70	1	1.37	0	0.00	0	0.00	1	0.92
Not specified	15	11.11	1	3.03	6	75.00	22	12.50	2	2.74	0	0.00	4	66.67	6	5.50
Total	135	100.00	33	100.00	8	100.00	176	100.00	73	100.00	30	100.00	6	100.00	109	100.00
Grand Total	645		269		19		933		390		304		13		707	

Percentages per age group are presented.



of multiple sources was thus essential to provide accurate reporting rates. It is possible that the UK and EU/EEA have stronger spontaneous reporting systems compared with the USA, which may explain the higher reporting rates observed for this population. The frequency of events noted by regulators, the WHO, and in the vaccines' summaries of product characteristics (SmPC) suggest that myocarditis and pericarditis are very rare, occurring in less than 1 in 10 000 vaccine doses administered.<sup>26 7 10 11</sup>

Our calculated reporting rates for myocarditis and pericarditis following mRNA vaccines in each of the UK, USA and EU/EEA were consistent with this. However, under-reporting of the events to regulators is possible, therefore, it may be that the events of myocarditis and pericarditis are 'rare' events (more frequent than 1/10 000) rather than 'very rare' (less frequent than 1/10 000) events as suggested. Conversely greater reporting may have occurred due to the public interest in adverse reactions linked with COVID-19 vaccines, thus, analysis of multiple data sources was used here to overcome these potential limitations. In October 2021, the Pharmacovigilance Risk Assessment Committee of the European Medicines Agency announced a plan to review the risk of myocarditis and pericarditis following mRNA vaccines.<sup>30</sup> It is therefore possible that updates to the vaccines' SmPC will be required once this review is complete.

When examining the demographics of vaccinees who had reported myocarditis or pericarditis following mRNA vaccines, both events appear to more commonly affect males compared with females, particularly among vaccinees of younger age categories (tables 2, 3, 5 and 6). This is consistent with early reports surrounding these events, where it was suggested that younger males appear at higher risk of myocarditis and pericarditis following mRNA vaccines.<sup>1</sup> Demographic data were available for VAERS and EudraVigilance populations separated by myocarditis and pericarditis; in these databases results were similar with more than 70% of myocarditis and more than 50% of pericarditis events reported in males (tables 2 and 3). These results are consistent with results of pharmacoepidemiological studies in the published literature; in the studies where sex was reported, more than 60% of patients were male (table 7).<sup>31–36</sup> This is an interesting finding, as it has been previously suggested that over 70% of reports to VAERS involve females.<sup>32</sup> It is possible that the event was missed or misclassification occurred in older adults, particularly in older individuals in the three populations of interest who were vaccinated prior to the signal emerging. It is also possible that some of the symptoms of myocarditis and pericarditis, for example, chest pain and breathlessness, were attributed to other cardio-respiratory conditions in older people. Nonetheless, it is known that most cases of myocarditis (any cause) occur in young adults, with males more commonly affected than females; this supports the results observed in this study.<sup>37 38</sup> Alternatively, vaccine roll-out in each of the regions may have affected the results observed in some of the countries, including availability of different vaccines

and corresponding age distributions of those receiving each vaccine in different regions; for instance, in the UK, mRNA vaccines were more frequently used in younger age groups, while older vaccinees may have been more likely to receive an adenovirus vector vaccine.

We appreciate that there will be regional differences in COVID-19 strains as well as endemic viruses circulating in the populations, and these may have been the underlying cause of myocarditis and pericarditis in the reporting populations examined. However, it is not possible to identify or quantify these in spontaneously reported data. In order to overcome these differences, we have analysed data from three different spontaneous reporting systems and worldwide data from the literature to identify trends in this very rare event. As this is a very rare event with small numbers of people affected, it is important to bring together data from around the world to identify trends that may not be seen within one population. Further analysis is required in discrete populations, if appropriate, to better stratify patients, aiding classification of groups according to risk factors for adverse events following vaccination.

Data on vaccine dose were only available from the VAERS database. Most cases reported to VAERS followed a second dose of vaccine (tables 5 and 6). This is consistent with the early signal which emerged in Israel, where 121 of the 148 reported cases of myocarditis occurred around the time of the second dose of COVID-19 vaccine.<sup>1</sup> Furthermore, similar results were observed by Hajjo *et al*, who found only a very small number of events occurring after a third dose in their analysis of VAERS data.<sup>39</sup>

Pharmacoepidemiological studies identified by systematic review (table 7) were consistent with results found in spontaneously data from VAERS and EudraVigilance (tables 2, 3, 5 and 6). Young males more frequently reported myocarditis in each of these studies and found in our analysis of spontaneous reporting data. Furthermore, reports were more frequent following a second dose of mRNA vaccine, although time intervals between doses was not specified and may also differ between regions. Therefore, incorporation of the evidence on dosing effects from the VAERS system and the literature indicated that following the second dose was when the most myocarditis and pericarditis events occurred. Continuous monitoring of this will be required, especially following subsequent doses of mRNA vaccines.

Myocarditis has been observed historically following vaccination, including after smallpox, influenza and hepatitis B vaccines; prior to COVID-19 0.1% of reports to VAERS between 1990 and 2018 had been in relation to myopericarditis.<sup>13</sup> Furthermore, myocarditis is known to occur after a range of viral infections, including coronaviruses which cause Middle East respiratory syndrome and COVID-19, with viral infection the most common cause of myocarditis.<sup>40–42</sup> This study provides evidence that younger vaccinees more frequently report myocarditis and pericarditis following mRNA COVID-19 vaccines compared with older vaccinees, and reports

**Table 7** Details of each study identified by systematic review which met the inclusion criteria

First author and citation	Study design	Study period	Vaccine	Population	No. cases in exposed to mRNA vaccine	Diagnostic criteria	Percentage of cases who were male	Age of cases	Vaccine dose	Risk/Rate Ratio (RR) (95% CI)	Incidence (95% CI)
1 Barda <sup>48</sup>	Cohort with unvaccinated comparator	December 2020 - May 2021	Cominaty	Israel, electronic health records	Myocarditis n=21; Pericarditis n=27	NR	NR	NR	NR	Myocarditis=3.24 (1.55 to 12.44); Pericarditis=1.27 (0.68 to 2.31)	NC
2 Chouchana <sup>25</sup>	Analysis of Vigibase spontaneous reports	Vaccine launch - end June 2021	mRNA COVID vaccine	Vigibase reports	Myocarditis n=1241; Pericarditis n=851; Myo-pericarditis n=167; Pleuro-pericarditis n=18	68.30%	Median 33 (21–54) years	NR	NR	NC	NC
3 Chua <sup>49</sup>	Population cohort study	14 June 2021 - 4 September 2021	Cominaty	Hong Kong adolescents, electronic health records	n=33 cases (myocarditis/pericarditis)	87.88%	Median 15.25 years	81.82% followed 2 <sup>nd</sup> dose	NC	Overall=18.52 (95% CI 11.67 to 29.01); Males=32.29 (95% CI 22.78 to 45.4); Females=4.53 (95% CI 1.76 to 11.11)	NC
4 Das <sup>50</sup>	Cross sectional study of 25 children aged 12–18 years diagnosed with probable myopericarditis following COVID-19 mRNA vaccination	10 May 2021 - 20 June 2021	Cominaty	Adolescents presenting at 8 US centres	n=25 (myo-pericarditis)	88%	Range 12–17 years	88% followed 2 <sup>nd</sup> dose	NC	NC	NC
5 Diaz <sup>51</sup>	Retrospective cohort	Vaccine launch - 25 May 2021	mRNA COVID vaccine plus AZ vaccine	40 US hospitals, electronic health records	Myocarditis n=20; pericarditis n=35	Myocarditis 75%; pericarditis 73%	Myocarditis cases median 36 (26.3–48.3) years; Pericarditis cases median 59 (46–69) years	NR	NR	NC	NC
6 Eggebrecht <sup>52</sup>	Cohort	27 December 2020 - 3 September 2021	All COVID vaccines	113 patients at cardiology unit	Cominaty cases n=85; Spikevax n=13	56%	Average age 45.9 years, 95% CI 43.2 to 48.7	57% followed 2 <sup>nd</sup> dose	NC	NC	NC

Continued

Table 7 Continued

First author and citation	Study design	Study period	Vaccine	Population	No. cases in exposed to mRNA vaccine	Diagnostic criteria	Percentage of cases who were male	Age of cases	Vaccine dose	Risk/Rate Ratio (RR) (95% CI)	Incidence (95% CI)
7 Farahmand <sup>26</sup>	Cohort	3 August 2020 – 21 May 2021	All COVID vaccines	Patients and employees of the Beth Israel Deaconess Medical Center (BIDMC), electronic health records	n=7		50.00%	Participants aged 25 years and older	NR	Age adjusted rate ratio=9.7 (p=0.04)	NC
8 Foltran <sup>53</sup>	Analysis of VigiBase spontaneous reports	1 January – 14 September 2021	mRNA COVID vaccines	VigiBase reports for adolescents aged 12–17 years	n=242 cases (pericarditis and/or myocarditis)		85%	Mean 15.8 (±1.4 years)	1 or 2 doses	NC	NC
9 Fronza <sup>54</sup>	Retrospective cohort	December 2019 – November 2021	All COVID vaccines	Consecutive adults referred to a tertiary hospital network for MRI	Spikevax n=12; Comirnaty n=9		81%	Mean (SD) 31 (14) years	17 followed 2 <sup>nd</sup> dose	NC	NC
10 Gargano <sup>55</sup>	Analysis of VAERS spontaneous reports	29 December 2020 – 11 June 2021	mRNA COVID vaccines	VAERS reports	n=1226		76.2% of 1212 cases where sex available	Median age 26 years (range 12–94 years)	76% followed 2 <sup>nd</sup> dose (where dose was reported)	NC	NC
11 Golino <sup>56</sup>	Observational study	June – August 2021	mRNA COVID vaccines	Hospital admissions, University of Insubria, Varese, Italy	n=12 (myo-pericarditis)		33% of cases were young males	Males aged 29 (±12) years	NR	NC	NC
12 Hajjo <sup>39</sup>	VAERS analysis	Vaccine launch – 2 September 2021	All COVID vaccines	VAERS reports	Myocarditis=1579; Pericarditis=1063		myo=77%, peri=65%	Range 6–80+ years	1–3 doses	NC	NC
13 Hause <sup>12</sup>	VAERS & V-Safe analysis	14 December 2020 – 16 July 2021	Comirnaty	VAERS and V-Safe reports for adolescents	n=379 (myocarditis)		NR	NR	NR	NC	NC
14 Husby <sup>57</sup>	Population-based cohort study	1 October 2020 – 5 October 2021	All COVID vaccines	Danish health records databases (all individuals in Denmark aged 12 and over)	Comirnaty n=48; Spikevax n=21		NR	NR	NR	NC	Absolute rate within 28 days of vaccination: Overall=1.7 (95% CI 1.3 to 2.2) per 100 000 vaccinated individuals. Comirnaty=1.4 (1.0 to 1.8) per 100 000 Spikevax=4.2 (2.6 to 6.4) per 100 000

Continued



Table 7 Continued

First author and citation	Study design	Study period	Vaccine	Population	No. cases in mRNA vaccine	Diagnostic criteria	Percentage of cases who were male	Age of cases	Vaccine dose	Risk/Rate Ratio (RR) (95% CI)	Incidence (95% CI)
15 Jain <sup>27</sup>	Retrospective multicentre study	March 2021 – June 2021	mRNA COVID vaccines	Patients <21 years presenting to 16 US hospitals	Comirnaty n=59; Spikevax n=4		92%	Mean 15.6±1.8 years (range 12–20 years)	62 cases followed 2 <sup>nd</sup> dose	NC	NC
16 Kermelis <sup>58</sup>	Vigibase analysis	1967–7 May 2021	All COVID vaccines	Vigibase reports	Comirnaty n=151; Spikevax n=51		63.90%	Median 35 (IQR 25–50) years	NR	NC	NC
17 Klein <sup>28</sup>	Vaccine Safety Datalink analysis	14 December 2020 – 26 June 2021	mRNA COVID vaccines	Electronic health records	n=87 (myocarditis/pericarditis)		85%	Range 12–39 years	NR	NC	NC
18 Knowlton <sup>59</sup>	Cohort / Case-crossover	15 December 2020 – 15 June 2021	All COVID vaccines	Adult patients presenting at Intermountain Healthcare	Comirnaty n=5; Spikevax n=15		71.40%	Median (IQR) 56 (28–70) years	NR	Within 60 days RR=1.63 (95% CI 0.95 to 2.71); Within 30 days RR=2.05 (95% CI 1.17 to 3.48)	NC
19 Kravchenko <sup>60</sup>	Retrospective cohort	NR	mRNA COVID-19 vaccines	All patients referred for cardiac MRI to the Department of Diagnostic and Interventional Radiology, University Hospital Bonn	Comirnaty n=19; Spikevax n=1		60%	Mean age 28±12 years	75% followed 2 <sup>nd</sup> dose	NC	NC
20 Lai <sup>61</sup>	Case-control	23 February – 2 August 2021	Comirnaty and Sinovac CoronaVac	Patients aged 12 and over, electronic health records provided by the Hospital Authority (HA) of Hong Kong, linked with population-based vaccination records	Comirnaty n=20		62.5% of 160 carditis cases overall	Mean (SD) age 57.48 (24.23) years overall for vaccinated and unvaccinated participants	75.0% followed 2 <sup>nd</sup> dose	Carditis aOR=3.57 (95% CI 1.93 to 6.60)	NC

Continued



**Table 7** Continued

First author and citation	Study design	Study period	Vaccine	Population	No. cases in mRNA vaccine	Diagnostic criteria	Percentage of cases who were male	Age of cases	Vaccine dose	Risk/Rate Ratio (RR) (95% CI)	Incidence (95% CI)
21 Li <sup>49</sup>	VAERS analysis	11 December 2020 – 13 August 2021	All COVID vaccines	VAERS reports	Comirnaty n=1335 cases; Spikevax n=703	Spikevax=69.6%, Comirnaty=73.8%	Spikevax recipients aged 18 and older, Comirnaty recipients aged 12 and older	63.47% followed 2 <sup>nd</sup> dose	NC	Incidence rate=5.98 (95% CI=5.73 to 6.24) cases per million doses administered	
22 Li <sup>29</sup>	Cohort	10 March – 18 October 2021	Comirnaty	Hong Kong adolescents, electronic health records	n=43 (myocarditis)	88%	Mean (SD) 14.86 (1.46) years	84% followed 2 <sup>nd</sup> dose	NC	NC	
23 Mevorach <sup>31</sup>	Retrospective cohort	20 December 2020 – 31 May 2021	Comirnaty	Medical records, Ministry of Health database (Israel)	n=142 (myocarditis)	91% of the 95 cases for whom age and sex were available	16 years and older	91% followed 2 <sup>nd</sup> dose	Rate Ratio=2.35 (95% CI, 1.10 to 5.02)	NC	
24 Nygaard <sup>62</sup>	Prospective nationwide population-based cohort study	15 May 2021 – 15 September 2021	mRNA COVID vaccines	Hospitalised adolescents	Comirnaty n=15	87%	Range 13–17 years	47% after 2 <sup>nd</sup> dose	NC	Males: 97 per million Females: 16 per million	
25 Oh <sup>63</sup>	Retrospective observational study	1 June 2021 – 15 October 2021	mRNA COVID vaccines	Patients presenting at the Incheon and Daejeon hospitals' emergency departments	n=4 (myocarditis)	100%	Range 17–49 years	50% after 2 <sup>nd</sup> dose	NC	NC	
26 Oster <sup>64</sup>	VAERS analysis	December 2020 – August 2021	mRNA COVID vaccines	VAERS reports	n=1626 (myocarditis)	82%	Median=21 years (IQR 16–31)	82% after 2 <sup>nd</sup> dose	NC	NC	

Continued

Table 7 Continued

First author and citation	Study design	Study period	Vaccine	Population	No. cases in exposed to mRNA vaccine	Diagnostic criteria	Percentage of cases who were male	Age of cases	Vaccine dose	Risk/Rate Ratio (RR) (95% CI)	Incidence (95% CI)
27 Patone <sup>65</sup>	Population-based cohort study	NR	Comirnaty or AZ	England	Myocarditis n=397; Pericarditis n=356	Myocarditis=50% following 1st dose, 57.8% following 2nd dose; Pericarditis=62.7% following 1st dose, 69.3% following 2nd dose	Myocarditis 52.1% 1st dose mean (SD) 55.2 (22.0) years; myocarditis 2nd dose mean (SD) 61 (22.8) years; Pericarditis 1st dose mean (SD) 57.6 (20.1) years; Pericarditis 2nd dose mean (SD) 63.2 (18.7) years	52.1% received 1st dose only	Myocarditis 1st dose RR=1.31 (95% CI 1.03 to 1.66); Myocarditis 2nd dose RR=1.30 (95% CI 0.98 to 1.72); Pericarditis - No association	NC	
28 Sa <sup>66</sup>	observational study (VAERS)	14th Dec 2020 – 30th Sept 2021	Comirnaty Spikevax or Janssen	USA population, aged over 18 years	Comirnaty n=1072; Spikevax n=791	NR	NR	n=1573 18–64 years, n=193 65 years and older	NR	NC	NC
29 Simone <sup>67</sup>	retrospective population-based cohort study	14 December 2020 – 20 July 2021	mRNA COVID vaccines	Kaiser Permanente Southern California (KPSC) members aged 18 years and older	n=15 (myocarditis)	100%	100%	Median (IQR) 52 (32–59) years	86.7% followed 2nd dose	1st dose: RR=0.38 (95% CI 0.05 to 1.40) 2nd dose: RR=2.7 (95% CI 1.4 to 4.8)	NC
30 Truong <sup>68</sup>	Retrospective cohort	Until 4 July 2021	All COVID vaccines	adolescents and young adults <21 years old, presenting at 26 paediatric medical centres across USA and Canada	Comirnaty n=131, Spikevax n=5	90.60%	90.60%	Median 15.8 (range 12.1–20.3) years	91.4% followed 2nd dose	NC	NC
31 Tsun Lai <sup>69</sup>	population-based retrospective cohort study	1 January 2018 – 30 September 2021	Comirnaty or CoronaVac	Inpatients 12 years and older (Hong Kong)	N=38 (myocarditis)	NR	NR	NR	1 or 2 doses	1st dose: RR=9.15 (95% CI 1.14 to 73.16); 2nd dose: RR=29.61 (95% CI 4.04 to 217.07)	

Continued



Table 7 Continued

First author and citation	Study design	Study period	Vaccine	Population	No. cases in exposed to mRNA vaccine	Diagnostic criteria	Percentage of cases who were male	Age of cases	Vaccine dose	Risk/Rate Ratio (RR) (95% CI)	Incidence (95% CI)
32 Witberg <sup>70</sup>	Population-based cohort study	42 days after dose 1	Comirnaty	Clalit Health Services, electronic health records for patients aged 16 years or older	n=54 (myocarditis)		94%	Median (IQR)=27 (21–39) years	one dose	NC	Overall: 2.13 (95% CI 1.56 to 2.70) per 100 000
33 Yap <sup>71</sup>	Reports to Singapore's vaccine safety committee	January 2021 – July 2021	mRNA COVID vaccines	Singapore	n=34 (pericarditis, myocarditis, or concomitant pericarditis and myocarditis)		82.40%	Myocarditis median 23 (range 12–55) years	64% followed second dose	NC	NC

aOR, adjusted OR; NC, not calculated; RR, Risk or Rate Ratio.

are more frequent following the second dose. Results were consistent between each of the three data sources used. This is an important finding, because as vaccination programmes around the world progress, rates of myocarditis and pericarditis are likely to increase. The effect of booster vaccinations with mRNA COVID-19 vaccines on the development of myocarditis and pericarditis is largely unknown. Furthermore, mRNA COVID-19 vaccines (particularly Spikevax) are being supplied to the COVAX initiative for distribution throughout low-income and middle-income countries, where diagnostic imaging and access to healthcare is more difficult.<sup>43 44</sup> Regulatory authorities should continue to monitor the effects that mRNA vaccination might have on the heart in the populations for which they are responsible. The proportions of young people are higher in low-income and middle-income countries' populations compared with high income countries. Issuing diagnostic criteria and treatment protocols for myocarditis and pericarditis with mRNA COVID-19 vaccines that take into consideration the capabilities of the local healthcare system are also important.

### LIMITATIONS

Vaccination policies in the three regions may have biased the results towards a higher number of adverse events reports myocarditis and pericarditis from younger vaccinees compared with older vaccinees. In each of these regions, younger people were more likely to have received mRNA vaccines, which may have contributed to higher reporting rates of myocarditis and pericarditis in younger vaccinees. The frequency of reported events per age group was presented as a crude number, and reporting rates could only be calculated as an overall estimate rather than stratified by age; based on the data available for vaccinations administered, it was not possible to determine the proportion of all vaccinees per age group who reported an event of myocarditis or pericarditis. This is very important, because it is likely that the reporting rate of myocarditis and pericarditis with mRNA COVID-19 vaccines will be higher in young people and even higher in young men if the reporting rates are stratified by age and sex. The regulatory authorities and marketing authorisations holders need to follow up reports of these conditions with reporters to obtain as much information and make this information available publicly. Myocarditis and pericarditis following mRNA COVID-19 vaccines is an area which requires further research.

The data sources for this study were spontaneous reporting systems of the UK, US, and EEA. All spontaneous reporting systems have well-known limitations including missing information, and reporting bias caused by publicity surrounding a particular adverse event.<sup>45</sup> Misclassification of myocarditis and pericarditis, or differing definitions of these events between the regions analysed, is also possible particularly before these events attracted publicity or among older age groups. The

definition and diagnosis of 'myocarditis' and 'pericarditis' are based on the reporters' statements, and are not usually validated by the regulatory authority receiving the report. Under-reporting is a major limitation of spontaneous reporting; even with the intense publicity and global attention on COVID-19 vaccine safety, it is possible that not all cases are reported to regulatory authorities.<sup>46 47</sup> Furthermore, a report to spontaneous reporting systems indicates suspicion that the event was associated with the vaccine, it does not confirm that the vaccine caused the event.<sup>11 45</sup> Further assessment is required to determine causality for each report. Finally, it is not possible to estimate incidence rates using spontaneous reports, and there is no unvaccinated comparison group.<sup>45</sup>

Using publicly available data introduced some challenges, as the level of detail available was limited and varied between data sources. Data on the vaccine dose on which the reported events of myocarditis and pericarditis occurred were only available for the US VAERS population. Information contained within individual reports is not routinely made available, however, these comprise important clinical information that would allow better understanding of each case. Such details should be made publicly available. Better transparency is needed to allow more robust research using spontaneous reporting to be undertaken.

Due to the limited published research into myocarditis and pericarditis following mRNA COVID-19 vaccines, we included all pharmacoepidemiological study designs (except case reports and case series) and considered all study populations and all study periods for inclusion. The purpose of systematically reviewing the literature was to determine whether results from our analyses of spontaneous reports were consistent with other evidence currently available. Due to the short time period since vaccine programmes were initiated and the heterogeneous nature (regional differences, age, sex and disease status of participants) of the included studies, no pooling of data, syntheses or meta-analyses could be completed. It should be noted that there were no formal assessments of publication bias during the systematic literature review. However, a CASP checklist was completed for each included study, which deemed the research to be of sufficient quality for inclusion. Nonetheless, each study had limitations which should be considered when interpreting their results. The possibility of publication bias was not formally analysed.

Further pharmacoepidemiological studies are urgently needed to address many of the limitations of spontaneous reporting in understanding myocarditis and pericarditis following mRNA COVID-19 vaccines including more accurate estimates of the frequency, better understanding of the clinical course and the effects of these events on quality of life. It is also important to compare the incidence and characteristics of these events with recipients of other non-mRNA COVID-19 vaccines and unvaccinated people. However, these studies will take time to be conducted.

## CONCLUSIONS

This study adds to existing evidence that younger vaccinees more frequently report myocarditis and pericarditis following mRNA COVID-19 vaccines compared with older vaccinees, and reports are more frequent following the second dose. These events are very rare or possibly rare according to the estimated reporting rates from spontaneous adverse reactions. The events were more frequently reported among males, and most reports came from vaccinees aged under 30 years. The clinical course of these events is typically mild, with full recovery in most cases.

The study brings together spontaneously reported adverse event data from three regions. Consistencies in the reporting rates and trends of myocarditis and pericarditis within the three data sources used suggest that results may be generalisable to other populations in which mRNA vaccines are used. However, limitations of the data sources used and biases which may have affected results should be considered. It is important that regulatory authorities continue to monitor the effects of mRNA vaccines on the heart, particularly as vaccine programmes progress to include younger vaccinees in many parts of the world. Myocarditis and pericarditis following mRNA COVID-19 vaccines is an area which requires further research, especially in children and adolescents and following third and subsequent (booster) doses. Pharmacoepidemiological studies are urgently needed to address many of the limitations of spontaneous reporting in understanding myocarditis and pericarditis following mRNA COVID-19 vaccines including more accurate estimates of frequency, a better understanding of the clinical course and the effects on quality of life. However, they will take time to be conducted. We believe that the data we describe here will enhance the understanding of these conditions and help with identification of potential sources of mechanisms of vaccine-associated myocarditis and pericarditis by identifying which populations are most likely to suffer these adverse events following COVID-19 mRNA vaccination.

**Contributors** SL and AY were responsible for data acquisition from the spontaneous reporting systems used in this study, conducted literature searches, critical appraisal of the literature, and subsequent data extraction, and conducted all data analyses. SS, SL and AY were responsible for study conception and planning, interpretation of the data, drafting and reviewing the manuscript, and approval of the final version for publication. SS was guarantor of this manuscript.

**Funding** The authors have not declared a specific grant for this research from any funding agency in the public, commercial or not-for-profit sectors.

**Competing interests** The Drug Safety Research Unit (DSRU) is a registered independent charity (No. 327206) associated with the University of Portsmouth. The DSRU receives donations and grants from pharmaceutical companies; however, the companies have no control over the conduct or publication of its studies. The DSRU has received grants to conduct unconditional studies on the Oxford/AstraZeneca COVID-19 vaccine and is in negotiations to receiving grants for conducting CPRD studies for Pfizer, Moderna, and Janssen COVID-19 vaccines. The DSRU has conducted benefit-risk studies on products for COVID-19, including remdesivir, lopinavir/ritonavir, chloroquine and hydroxychloroquine, and convalescent plasma. Professor Shakir is the principal investigator for an active surveillance study for the Oxford/AstraZeneca vaccine, but this assessment is unrelated to this study. Professor Shakir has been a member of Data Safety Monitoring Boards for Ipsen,

Biogen, and Diurnal. None of these companies have any involvement with COVID-19 vaccines. SS was invited by AstraZeneca to advise on the events of thrombosis with thrombocytopenia with the COVID-19 vaccine and to be a member of an advisory committee on a safety study of the Oxford/AstraZeneca vaccine in Europe. SL and AY have no conflicts of interest with regard to this study.

**Patient and public involvement** Patients and/or the public were not involved in the design, or conduct, or reporting, or dissemination plans of this research.

**Patient consent for publication** Not applicable.

**Provenance and peer review** Not commissioned; externally peer reviewed.

**Data availability statement** Data are available on reasonable request. All data relevant to the study are included in the article or uploaded as online supplemental information. No additional data are available.

**Open access** This is an open access article distributed in accordance with the Creative Commons Attribution Non Commercial (CC BY-NC 4.0) license, which permits others to distribute, remix, adapt, build upon this work non-commercially, and license their derivative works on different terms, provided the original work is properly cited, appropriate credit is given, any changes made indicated, and the use is non-commercial. See: <http://creativecommons.org/licenses/by-nc/4.0/>.

#### ORCID iDs

Samantha Lane <http://orcid.org/0000-0001-7532-1149>

Alison Yeomans <http://orcid.org/0000-0001-9125-0379>

#### REFERENCES

- 1 Surveillance of Myocarditis (Inflammation of the Heart Muscle) Cases Between December 2020 and May 2021 (Including) [press release] 2021.
- 2 COVID-19 subcommittee of the WHO Global Advisory Committee on Vaccine Safety (GACVS): updated guidance regarding myocarditis and pericarditis reported with COVID-19 mRNA vaccines [press release]. In Press 2021.
- 3 BioNTech-Pfizer. Comirnaty concentrate for dispersion for injection COVID-19 mRNA vaccine (nucleoside modified), 2021. Available: <https://www.medicines.org.uk/emc/product/12740/smpc>
- 4 European Medicines Agency. *Spikevax (previously COVID-19 Vaccine Moderna): EPAR - Product information*, 2021.
- 5 European Medicines Agency. *Comirnaty: EPAR - Product Information*, 2021.
- 6 Medicines & Healthcare products Regulatory Agency. Summary of product characteristics for COVID-19 vaccine Moderna, 2021. Available: <https://www.gov.uk/government/publications/regulatory-approval-of-covid-19-vaccine-moderna/information-for-healthcare-professionals-on-covid-19-vaccine-moderna>
- 7 Medicines & Healthcare products Regulatory Agency. Summary of product characteristics for COVID-19 vaccine Pfizer/BioNTech, 2021. Available: <https://www.gov.uk/government/publications/regulatory-approval-of-pfizer-biontech-vaccine-for-covid-19/summary-of-product-characteristics-for-covid-19-vaccine-pfizerbiontech>
- 8 U.S. Food and Drug Administration (FDA). Fact sheet for healthcare providers administering vaccine (vaccination providers) emergency use Authorization (EUA) of the Pfizer-BioNTech COVID-19 vaccine to prevent coronavirus disease 2019 (COVID-19) 2021.
- 9 U.S. Food and Drug Administration (FDA). Fact sheet for healthcare providers administering vaccine (vaccination providers) emergency use Authorization (EUA) of the Moderna COVID-19 vaccine to prevent coronavirus disease 2019 (COVID-19) 2021.
- 10 COVID-19 mRNA Vaccines Comirnaty and Spikevax: risk of myocarditis and pericarditis [press release] 2021.
- 11 Medicines & Healthcare products Regulatory Agency. Coronavirus vaccine - weekly summary of Yellow Card reporting, 2021. Available: <https://www.gov.uk/government/publications/coronavirus-covid-19-vaccine-adverse-reactions/coronavirus-vaccine-summary-of-yellow-card-reporting>
- 12 Hause AM, Gee J, Baggs J, et al. COVID-19 Vaccine Safety in Adolescents Aged 12-17 Years - United States, December 14, 2020-July 16, 2021. *MMWR Morb Mortal Wkly Rep* 2021;70:1053-8.
- 13 Bozkurt B, Kamat I, Hotez PJ. Myocarditis with COVID-19 mRNA vaccines. *Circulation* 2021;144:471-84.
- 14 Willame C, Dodd C, Gini R. Background rates of adverse events of special interest for monitoring COVID-19 vaccine, 2021. Available: [http://www.encepp.eu/phact\\_links.shtml](http://www.encepp.eu/phact_links.shtml)
- 15 Jenco M. Cdc confirms 226 cases of myocarditis after COVID-19 vaccination in people 30 and under. Aap news 2021.
- 16 U.S. Food and Drug Administration (FDA). Spikevax and Moderna COVID-19 vaccine, 2022. Available: <https://www.fda.gov/emergency-preparedness-and-response/coronavirus-disease-2019-covid-19/spikevax-and-moderna-covid-19-vaccine>
- 17 U.S. Food and Drug Administration (FDA). Comirnaty and Pfizer-BioNTech COVID-19 vaccine. Available: <https://www.fda.gov/emergency-preparedness-and-response/coronavirus-disease-2019-covid-19/comirnaty-and-pfizer-biontech-covid-19-vaccine#additional>
- 18 European Medicines Agency. *EudraVigilance - European Database of Suspected Adverse Drug Reaction Reports*, 2021.
- 19 Medicines & Healthcare products Regulatory Agency. *COVID-19 Moderna vaccine analysis print*, 2021.
- 20 United States Department of Health and Human Services. Department of health and human services (DHHS), public health service (pHs), (CDC) FaDAFCDC. CDC wonder online database 1990.
- 21 Centers for Disease Prevention and Control. COVID Data Tracker COVID-19 Vaccinations in the United States, 2021. Available: [https://covid.cdc.gov/covid-data-tracker/#vaccinations\\_vacc-total-admin-rate-total](https://covid.cdc.gov/covid-data-tracker/#vaccinations_vacc-total-admin-rate-total)
- 22 European Centre for Disease Prevention and Control. Data on COVID-19 vaccination in the EU/EEA, 2021. Available: <https://www.ecdc.europa.eu/en/publications-data/data-covid-19-vaccination-eu-eea>
- 23 Critical Appraisal Skills Programme. Casp checklists, 2021. Available: <https://casp-uk.net/casp-tools-checklists/>
- 24 National Institute for Health and Care Excellence. Adverse reactions to drugs. Available: <https://bnf.nice.org.uk/guidance/adverse-reactions-to-drugs.html#:~:text=Rare,Frequency%20not%20known>
- 25 Chouchana L, Blet A, Al-Khalaf M, et al. Features of inflammatory heart reactions following mRNA COVID-19 vaccination at a global level. *Clin Pharmacol Ther* 2022;111:605-13.
- 26 Farahmand R, Trottier CA, Kannam JP, et al. Incidence of myopericarditis and myocardial injury in coronavirus disease 2019 vaccinated subjects. *Am J Cardiol* 2022;164:123-30.
- 27 Jain SS, Steele JM, Fonseca B, et al. COVID-19 Vaccination-Associated myocarditis in adolescents. *Pediatrics* 2021;148:e2021053427.
- 28 Klein NP, Lewis N, Goddard K, et al. Surveillance for adverse events after COVID-19 mRNA vaccination. *JAMA* 2021;326:1390-9.
- 29 Li X, Lai FTT, Chua GT, et al. Myocarditis following COVID-19 BNT162b2 vaccination among adolescents in Hong Kong. *JAMA Pediatr* 2022. doi:10.1001/jamapediatrics.2022.0101. [Epub ahead of print: 25 Feb 2022].
- 30 European Medicines Agency. Meeting highlights from the pharmacovigilance risk assessment Committee (PRAC) 25-28 October 2021, 2021. Available: <https://www.ema.europa.eu/en/news/meeting-highlights-pharmacovigilance-risk-assessment-committee-prac-25-28-october-2021>
- 31 Mevorach D, Anis E, Cedar N, et al. Myocarditis after BNT162b2 mRNA vaccine against Covid-19 in Israel. *N Engl J Med* 2021;385:2140-9.
- 32 Rose J, McCullough PA. Withdrawn: a report on myocarditis (VAERS) events in the U.S. vaccine adverse events reporting system (VAERS) in association with COVID-19 injectable biological products. *Curr Probl Cardiol* 2021;360:101011.
- 33 Schauer J, Buddhe S, Colyer J, et al. Myopericarditis after the Pfizer messenger ribonucleic acid coronavirus disease vaccine in adolescents. *J Pediatr* 2021;238:317-20.
- 34 Schneider J, Sottmann L, Greinacher A, et al. Postmortem investigation of fatalities following vaccination with COVID-19 vaccines. *Int J Legal Med* 2021;135:1-11.
- 35 Simone A, Herald J, Chen A, et al. Acute myocarditis following COVID-19 mRNA vaccination in adults aged 18 years or older. *JAMA Intern Med* 2021;181:1668.
- 36 Starekova J, Bluemke DA, Bradham WS, et al. Myocarditis associated with mRNA COVID-19 vaccination. *Radiology* 2021;301:E409-11.
- 37 National Organisation for Rare Disorders. Myocarditis, 2015. Available: <https://rarediseases.org/rare-diseases/myocarditis/>
- 38 Golpour A, Patriki D, Hanson PJ, et al. Epidemiological impact of myocarditis. *J Clin Med* 2021;10:603.
- 39 Hajjo R, Sabbah DA, Bardaweel SK, et al. Shedding the light on Post-Vaccine myocarditis and pericarditis in COVID-19 and Non-COVID-19 vaccine recipients. *Vaccines* 2021;9:1186.
- 40 Bajaj R, Sinclair HC, Patel K, et al. Delayed-Onset myocarditis following COVID-19. *Lancet Respir Med* 2021;9:e32-4.
- 41 Siripanthong B, Nazarian S, Muser D, et al. Recognizing COVID-19-related myocarditis: the possible pathophysiology and proposed guideline for diagnosis and management. *Heart Rhythm* 2020;17:1463-71.

- 42 Arbustini E, Narula N, Giuliani L. Genetic basis of myocarditis: myth or reality? *Myocarditis* 2020;45–89.
- 43 Gavi signs agreement with Moderna to secure doses on behalf of COVAX Facility [press release] 2021.
- 44 Pfizer and BioNTech reach agreement with COVAX for advance purchase of vaccine to help combat COVID-19 [press release] 2021.
- 45 Centers for Disease Prevention and Control. Vaccine adverse event reporting system (VAERS), 2021. Available: <https://wonder.cdc.gov/wonder/help/vaers.html#Additional>
- 46 Montgomery J, Ryan M, Engler R, et al. Myocarditis following immunization with mRNA COVID-19 vaccines in members of the US military. *JAMA Cardiol* 2021;6:1202–6.
- 47 Hazell L, Shakir SAW. Under-reporting of adverse drug reactions : a systematic review. *Drug Saf* 2006;29:385–96.
- 48 Barda N, Dagan N, Ben-Shlomo Y, et al. Safety of the BNT162b2 mRNA Covid-19 vaccine in a nationwide setting. *N Engl J Med* 2021;385:1078–90.
- 49 Chua GT, Kwan MYW, Chui CSL, et al. Epidemiology of acute Myocarditis/Pericarditis in Hong Kong adolescents following Comirnaty vaccination. *Clinical Infectious Diseases* 2021;4:ciab989.
- 50 Das BB, Kohli U, Ramachandran P, et al. Myopericarditis after messenger RNA Coronavirus Disease 2019 Vaccination in Adolescents 12 to 18 Years of Age. *J Pediatr* 2021;238:26–32.
- 51 Diaz GA, Parsons GT, Gering SK, et al. Myocarditis and pericarditis after vaccination for COVID-19. *JAMA* 2021;326:1210–2.
- 52 Eggebrecht H, Breitbart P, Koch A, et al. Trends in ambulatory cardiology consultations for suspected myocarditis after COVID-19 vaccination. *Clin Res Cardiol* 2022;111:237–9.
- 53 Foltran D, Delmas C, Flumian C, et al. Myocarditis and pericarditis in adolescents after first and second doses of mRNA COVID-19 vaccines. *Eur Heart J Qual Care Clin Outcomes* 2022;8:99–103.
- 54 Fronza M, Thavendiranathan P, Chan V, et al. Myocardial injury pattern at MRI in COVID-19 vaccine-associated myocarditis. *Radiology* 2022;212:559.
- 55 Gargano JW, Wallace M, Hadler SC, et al. Use of mRNA COVID-19 Vaccine After Reports of Myocarditis Among Vaccine Recipients: Update from the Advisory Committee on Immunization Practices - United States, June 2021. *MMWR Morb Mortal Wkly Rep* 2021;70:977–82.
- 56 Golino M, Licciardello C, Matteo F, et al. 405 Myopericarditis after SARS-CoV-2 MRNA vaccination: casual or causal relationship? *European Heart Journal Supplements* 2021;23:G92.
- 57 Husby A, Hansen JV, Fosbøl E, et al. SARS-CoV-2 vaccination and myocarditis or myopericarditis: population based cohort study. *BMJ* 2021;375:e068665.
- 58 Kerneis M, Bihan K, Salem J-E. COVID-19 vaccines and myocarditis. *Arch Cardiovasc Dis* 2021;114:515–7.
- 59 Knowlton KU, Knight S, Muhlestein JB, et al. Abstract 11396: a small but significant increased incidence of acute pericarditis identified after vaccination for SARS-CoV-2. *Circulation* 2021;144.
- 60 Kravchenko D, Isaak A, Mesrobian N, et al. Cardiac MRI in suspected acute myocarditis after COVID-19 mRNA vaccination. *Rofo* 2022. doi:10.1055/a-1752-0951. [Epub ahead of print: 10 Mar 2022].
- 61 Lai FTT, Li X, Peng K, et al. Carditis After COVID-19 Vaccination With a Messenger RNA Vaccine and an Inactivated Virus Vaccine : A Case-Control Study. *Ann Intern Med* 2022;175:362–70.
- 62 Nygaard U, Holm M, Bohnstedt C, et al. Population-Based incidence of myopericarditis after COVID-19 vaccination in Danish adolescents. *Pediatr Infect Dis J* 2022;41:e25–8.
- 63 Oh TH, Woo SH, Hong S, et al. Clinical features of patients presenting to the emergency department with cardiovascular adverse reactions after COVID-19 mRNA vaccination. *J Korean Med Sci* 2022;37:e73.
- 64 Oster ME, Shay DK, Su JR, et al. Myocarditis cases reported after mRNA-based COVID-19 vaccination in the US from December 2020 to August 2021. *JAMA* 2022;327:331–40.
- 65 Patone M, Mei XW, Handunnetthi L, et al. Risks of myocarditis, pericarditis, and cardiac arrhythmias associated with COVID-19 vaccination or SARS-CoV-2 infection. *Nat Med* 2022;28:410–22.
- 66 Sa S, Lee CW, Shim SR, et al. The safety of mRNA-1273, BNT162b2 and JNJ-78436735 COVID-19 vaccines: safety monitoring for adverse events using real-world data. *Vaccines* 2022;10. doi:10.3390/vaccines10020320. [Epub ahead of print: 17 02 2022].
- 67 Simone A, Herald J, Chen A, et al. Acute myocarditis following COVID-19 mRNA vaccination in adults aged 18 years or older. *JAMA Intern Med* 2021;181:1668–70.
- 68 Truong DT, Dionne A, Muniz JC, et al. Clinically suspected myocarditis temporally related to COVID-19 vaccination in adolescents and young adults: suspected myocarditis after COVID-19 vaccination. *Circulation* 2022;145:345–56.
- 69 Lai FTT, Chua GT, Chan EWW, et al. Adverse events of special interest following the use of BNT162b2 in adolescents: a population-based retrospective cohort study. *Emerg Microbes Infect* 2022;11:1–17.
- 70 Witberg G, Barda N, Hoss S, et al. Myocarditis after Covid-19 vaccination in a large health care organization. *N Engl J Med* 2021;385:2132–9.
- 71 Yap J, Tham MY, Poh J, et al. Pericarditis and myocarditis after COVID-19 mRNA vaccination in a nationwide setting. *Ann Acad Med Singap* 2022;51:96–100.

## Correction: Reports of myocarditis and pericarditis following mRNA COVID-19 vaccination: a systematic review of spontaneously reported data from the UK, Europe and the USA and of the scientific literature

---

Lane S, Yeomans A, Shakir S. Reports of myocarditis and pericarditis following mRNA COVID-19 vaccination: a systematic review of spontaneously reported data from the UK, Europe and the USA and of the scientific literature. *BMJ Open* 2022;12:e059223. doi: 10.1136/bmjopen-2021-059223

This article was previously published with an error.

The authors have been made aware of an error in table 7 against row 20 (Lai, reference 61), for the percentage of carditis cases who had received a second vaccine dose. This inaccuracy has been corrected in the table, and now reads ‘75.0% followed 2<sup>nd</sup> dose.’

**Open access** This is an open access article distributed in accordance with the Creative Commons Attribution Non Commercial (CC BY-NC 4.0) license, which permits others to distribute, remix, adapt, build upon this work non-commercially, and license their derivative works on different terms, provided the original work is properly cited, appropriate credit is given, any changes made indicated, and the use is non-commercial. See: <http://creativecommons.org/licenses/by-nc/4.0/>.

© Author(s) (or their employer(s)) 2022. Re-use permitted under CC BY-NC. No commercial re-use. See rights and permissions. Published by BMJ.

*BMJ Open* 2022;12:e059223corr1. doi:10.1136/bmjopen-2021-059223corr1

